
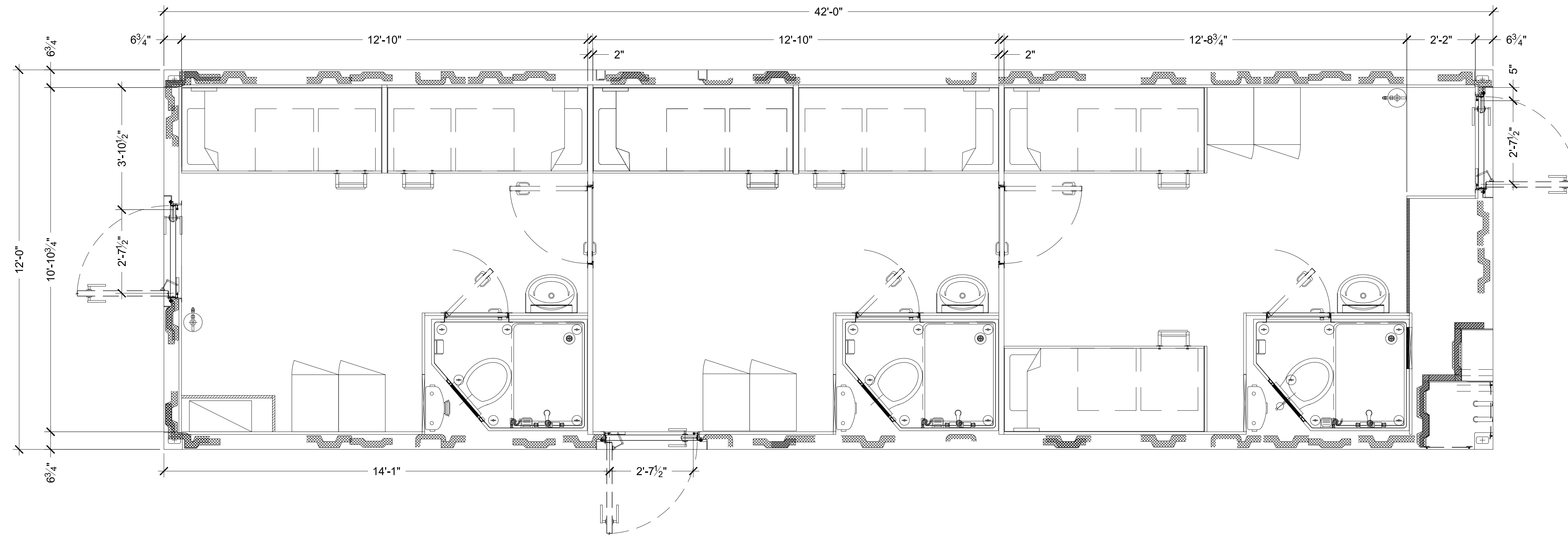


REVISION HISTORY				
REV	DESCRIPTION	DATE	BY	CHECKED
A	ISSUED FOR REVIEW	8/16/2023	JR	DO



PLEASE IDENTIFY NORTH



THE INFORMATION CONTAINED HEREIN IS PROPRIETARY TO REDGUARD, LLC AND SHALL NOT BE REPRODUCED OR DISCLOSED IN WHOLE OR IN PART OR USED FOR ANY PURPOSE EXCEPT WHEN SUCH USER POSSESSES DIRECT WRITTEN AUTHORIZATION FROM REDGUARD, LLC

EXPORT CONTROLLED DATA: THIS DOCUMENT MAY CONTAIN TECHNICAL INFORMATION WHOSE EXPORT IS GOVERNED BY THE UNITED STATES DEPARTMENTS OF COMMERCE AND STATE. IT IS THE RESPONSIBILITY OF THE RECIPIENT(S) OF THIS DRAWING TO ENSURE THAT ITS CONTENTS ARE CONTROLLED AS SUCH TO REMAIN IN COMPLETE COMPLIANCE WITH THE U.S. ARMS EXPORT CONTROL ACT, THE INTERNATIONAL TRAFFIC IN ARMS REGULATIONS, AND THE EXPORT ADMINISTRATION ACT.



ARMODA

2317 ENGINEERS RD.
 BELLE CHASSE, LA 70037
 PH: 855.733.4827
 FAX: 316.440.1800
www.armoda.com

DYNAMIC GROUP

12' X 42' X 10'-6"

FLOOR PLAN

Q#: T001825

PROJECT MANAGER: TM

DRAWN BY: JR

DATE: 8/16/2023

FILE: A-001 12X42 FP

SCALE: 1/2" = 1'-0"

REVISION: A

SHEET: A1.1

**Q# T001825 DYNAMIC GROUP
 FLOOR PLAN - ACCOMMODATION
 12' X 42' X 10'-6"**

NOTES:


- FLOORPLAN DRAWING IS MADE FOR INITIAL QUOTE. AFTER FLOORPLAN LAYOUT APPROVED ELECTRICAL, MECHANICAL, STRUCTURAL, AND ARCHITECTURAL DRAWINGS WILL BE COMPLETED

**SCALE LISTED IS VALID
 ONLY FOR "D" SIZE PAPER
 (36" X 24")**

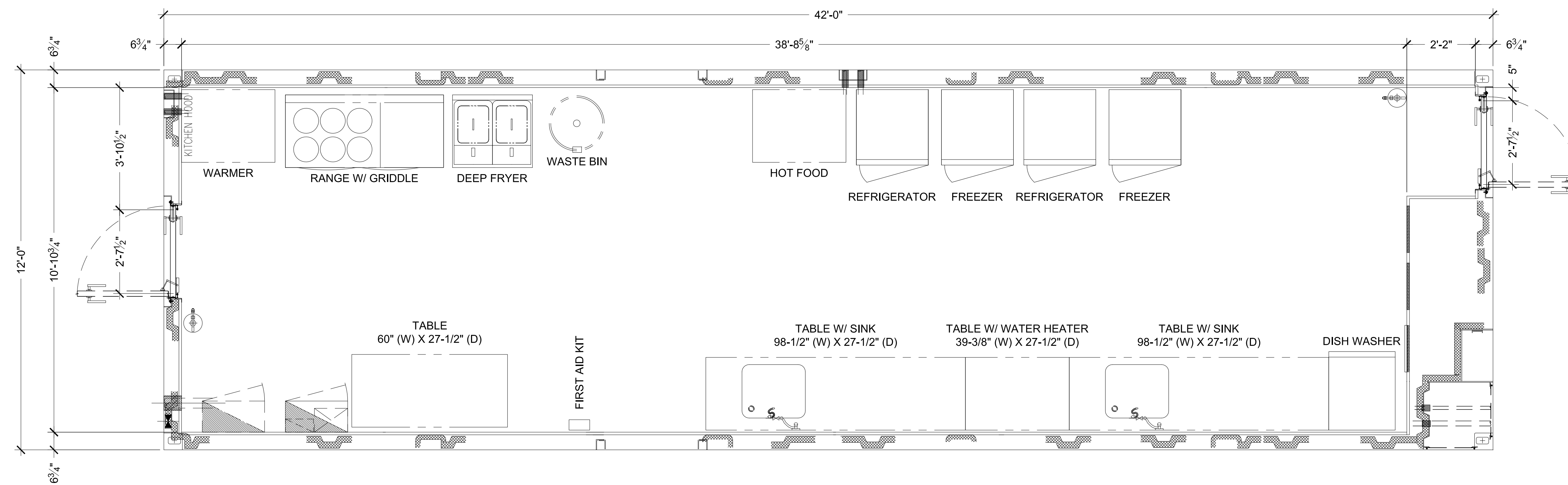
FOR QUOTE ONLY

THIS DRAWING AND THE INFORMATION CONTAINED HEREIN IS FOR GENERAL QUOTE PRESENTATION PURPOSES ONLY. THIS DRAWING IS NOT INTENDED FOR USE ON ENGINEERING DESIGN OR PRODUCTION/MANUFACTURING PLANS.

REVISION HISTORY				
REV	DESCRIPTION	DATE	BY	CHECKED
A	ISSUED FOR REVIEW	8/16/2023	JR	DO



PLEASE IDENTIFY NORTH



THE INFORMATION CONTAINED HEREIN IS PROPRIETARY TO REDGUARD, LLC AND SHALL NOT BE REPRODUCED OR DISCLOSED IN WHOLE OR IN PART OR USED FOR ANY PURPOSES EXCEPT WHEN SUCH USER POSSESSES DIRECT WRITTEN AUTHORIZATION FROM REDGUARD, LLC

EXPORT CONTROLLED DATA: THIS DOCUMENT MAY CONTAIN TECHNICAL INFORMATION WHOSE EXPORT IS GOVERNED BY THE UNITED STATES DEPARTMENTS OF COMMERCE AND STATE. IT IS THE RESPONSIBILITY OF THE RECIPIENT(S) OF THIS DRAWING TO ENSURE THAT ITS CONTENTS ARE CONTROLLED AS SUCH TO REMAIN IN COMPLETE COMPLIANCE WITH THE U.S. ARMS EXPORT CONTROL ACT, THE INTERNATIONAL TRAFFIC IN ARMS REGULATIONS, AND THE EXPORT ADMINISTRATION ACT.



ARMODA

2317 ENGINEERS RD.
 BELLE CHASSE, LA 70037
 PH: 855.733.4827
 FAX: 316.440.1800
www.armoda.com

DYNAMIC GROUP

12' X 42' X 10'-6"

FLOOR PLAN

Q#: T001825

PROJECT MANAGER: TM

DRAWN BY: JR

DATE: 8/16/2023

FILE: A-001 12X42 FP

SCALE: 1/2" = 1'-0"

REVISION: A

SHEET: A1.2

**Q# T001825 DYNAMIC GROUP
 FLOOR PLAN - GALLEY
 12' X 42' X 10'-6"**

NOTES:


- FLOORPLAN DRAWING IS MADE FOR INITIAL QUOTE. AFTER FLOORPLAN LAYOUT APPROVED ELECTRICAL, MECHANICAL, STRUCTURAL, AND ARCHITECTURAL DRAWINGS WILL BE COMPLETED

**SCALE LISTED IS VALID
 ONLY FOR "D" SIZE PAPER
 (36" X 24")**

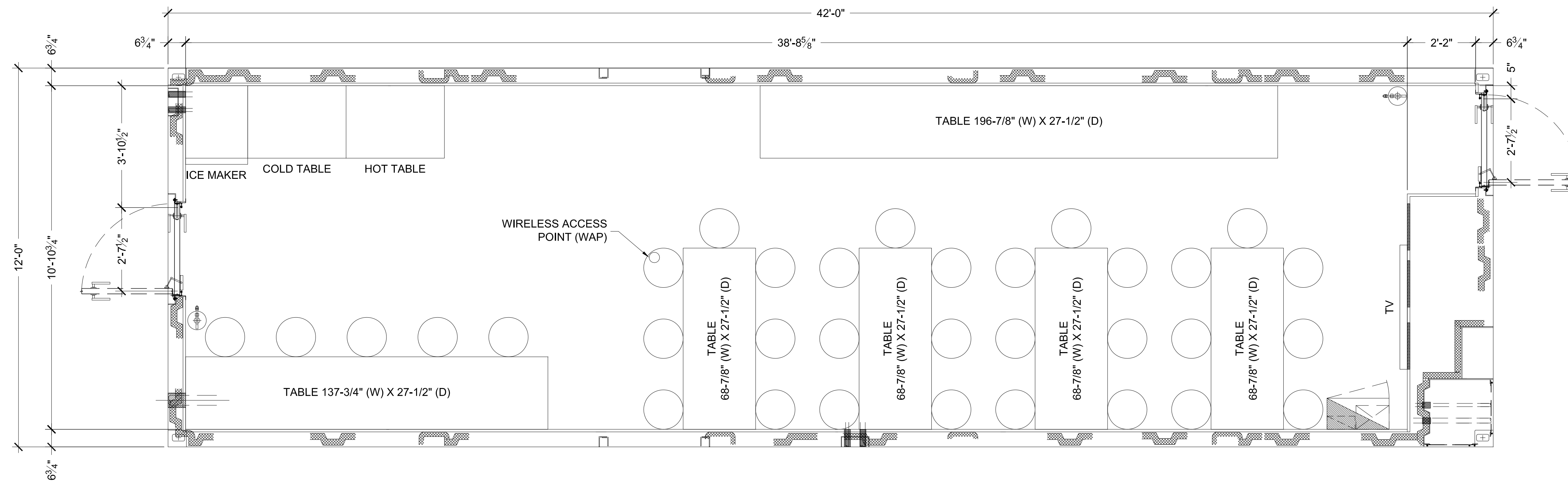
FOR QUOTE ONLY

THIS DRAWING AND THE INFORMATION CONTAINED HEREIN IS FOR GENERAL QUOTE PRESENTATION PURPOSES ONLY. THIS DRAWING IS NOT INTENDED FOR USE ON ENGINEERING DESIGN OR PRODUCTION/MANUFACTURING PLANS.

REVISION HISTORY				
REV	DESCRIPTION	DATE	BY	CHECKED
A	ISSUED FOR REVIEW	8/16/2023	JR	DO



PLEASE IDENTIFY NORTH



THE INFORMATION CONTAINED HEREIN IS PROPRIETARY TO REDGUARD, LLC AND SHALL NOT BE REPRODUCED OR DISCLOSED IN WHOLE OR IN PART OR USED FOR ANY PURPOSE EXCEPT WHEN SUCH USER POSSESSES DIRECT WRITTEN AUTHORIZATION FROM REDGUARD, LLC

EXPORT CONTROLLED DATA: THIS DOCUMENT MAY CONTAIN TECHNICAL INFORMATION WHOSE EXPORT IS GOVERNED BY THE UNITED STATES DEPARTMENTS OF COMMERCE AND STATE. IT IS THE RESPONSIBILITY OF THE RECIPIENT(S) OF THIS DRAWING TO ENSURE THAT ITS CONTENTS ARE CONTROLLED AS SUCH TO REMAIN IN COMPLETE COMPLIANCE WITH THE U.S. ARMS EXPORT CONTROL ACT, THE INTERNATIONAL TRAFFIC IN ARMS REGULATIONS, AND THE EXPORT ADMINISTRATION ACT.



ARMODA

2317 ENGINEERS RD.
 BELLE CHASSE, LA 70037
 PH: 855.733.4827
 FAX: 316.440.1800
www.armoda.com

DYNAMIC GROUP

12' X 42' X 10'-6"

FLOOR PLAN

Q#: T001825

PROJECT MANAGER: TM

DRAWN BY: JR

DATE: 8/16/2023

FILE: A-001 12X42 FP

SCALE: 1/2" = 1'-0"

REVISION: A

SHEET: A1.3

**Q# T001825 DYNAMIC GROUP
 FLOOR PLAN - DINER
 12' X 42' X 10'-6"**

NOTES:


1. FLOORPLAN DRAWING IS MADE FOR INITIAL QUOTE. AFTER FLOORPLAN LAYOUT APPROVED ELECTRICAL, MECHANICAL, STRUCTURAL, AND ARCHITECTURAL DRAWINGS WILL BE COMPLETED

**SCALE LISTED IS VALID
 ONLY FOR "D" SIZE PAPER
 (36" X 24")**

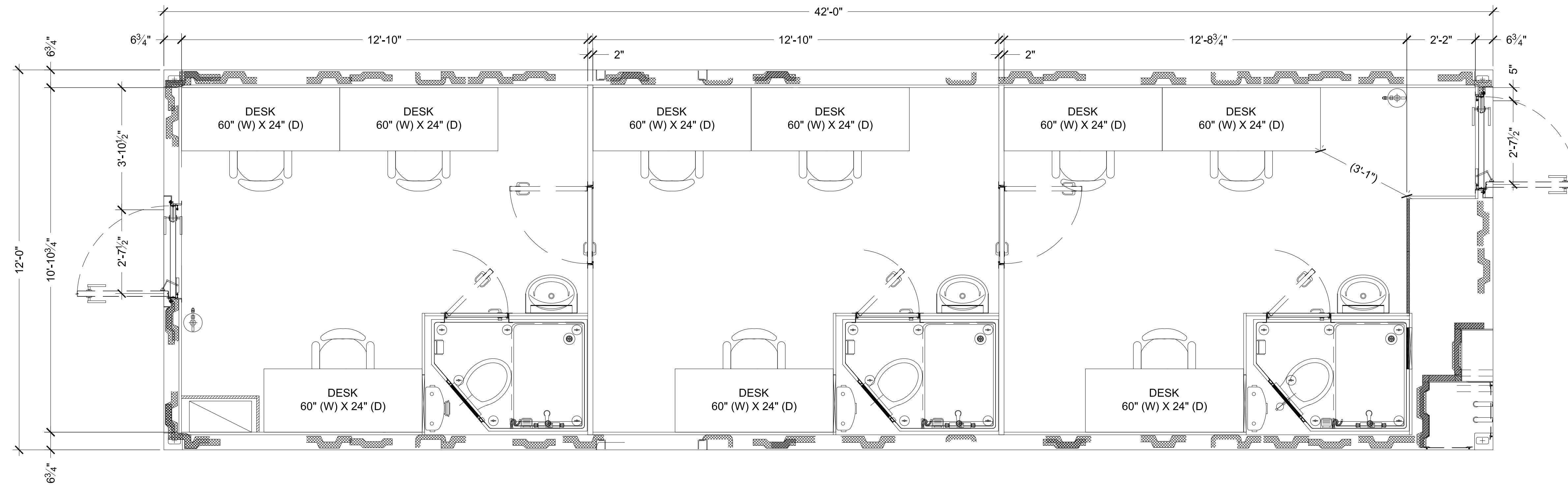
FOR QUOTE ONLY

THIS DRAWING AND THE INFORMATION CONTAINED HEREIN IS FOR GENERAL QUOTE PRESENTATION PURPOSES ONLY. THIS DRAWING IS NOT INTENDED FOR USE ON ENGINEERING DESIGN OR PRODUCTION/MANUFACTURING PLANS.

REVISION HISTORY				
REV	DESCRIPTION	DATE	BY	CHECKED
A	ISSUED FOR REVIEW	8/16/2023	JR	DO



PLEASE IDENTIFY NORTH



THE INFORMATION CONTAINED HEREIN IS PROPRIETARY TO REDGUARD, LLC AND SHALL NOT BE REPRODUCED OR DISCLOSED IN WHOLE OR IN PART OR USED FOR ANY PURPOSE EXCEPT WHEN SUCH USER POSSESSES DIRECT WRITTEN AUTHORIZATION FROM REDGUARD, LLC

EXPORT CONTROLLED DATA: THIS DOCUMENT MAY CONTAIN TECHNICAL INFORMATION WHOSE EXPORT IS GOVERNED BY THE UNITED STATES DEPARTMENTS OF COMMERCE AND STATE. IT IS THE RESPONSIBILITY OF THE RECIPIENT(S) OF THIS DRAWING TO ENSURE THAT ITS CONTENTS ARE CONTROLLED AS SUCH TO REMAIN IN COMPLETE COMPLIANCE WITH THE U.S. ARMS EXPORT CONTROL ACT, THE INTERNATIONAL TRAFFIC IN ARMS REGULATIONS, AND THE EXPORT ADMINISTRATION ACT.



ARMODA

2317 ENGINEERS RD.
 BELLE CHASSE, LA 70037
 PH: 855.733.4827
 FAX: 316.440.1800
www.armoda.com

DYNAMIC GROUP

12' X 42' X 10'-6"

FLOOR PLAN

Q#: T001825

PROJECT MANAGER: TM

DRAWN BY: JR

DATE: 8/16/2023

FILE: A-001 12X42 FP

SCALE: 1/2" = 1'-0"

REVISION: A

SHEET: A1.5

**Q# T001825 DYNAMIC GROUP
 FLOOR PLAN - OFFICE
 12' X 42' X 10'-6"**

NOTES:


- FLOORPLAN DRAWING IS MADE FOR INITIAL QUOTE. AFTER FLOORPLAN LAYOUT APPROVED ELECTRICAL, MECHANICAL, STRUCTURAL, AND ARCHITECTURAL DRAWINGS WILL BE COMPLETED

**SCALE LISTED IS VALID
 ONLY FOR "D" SIZE PAPER
 (36" X 24")**

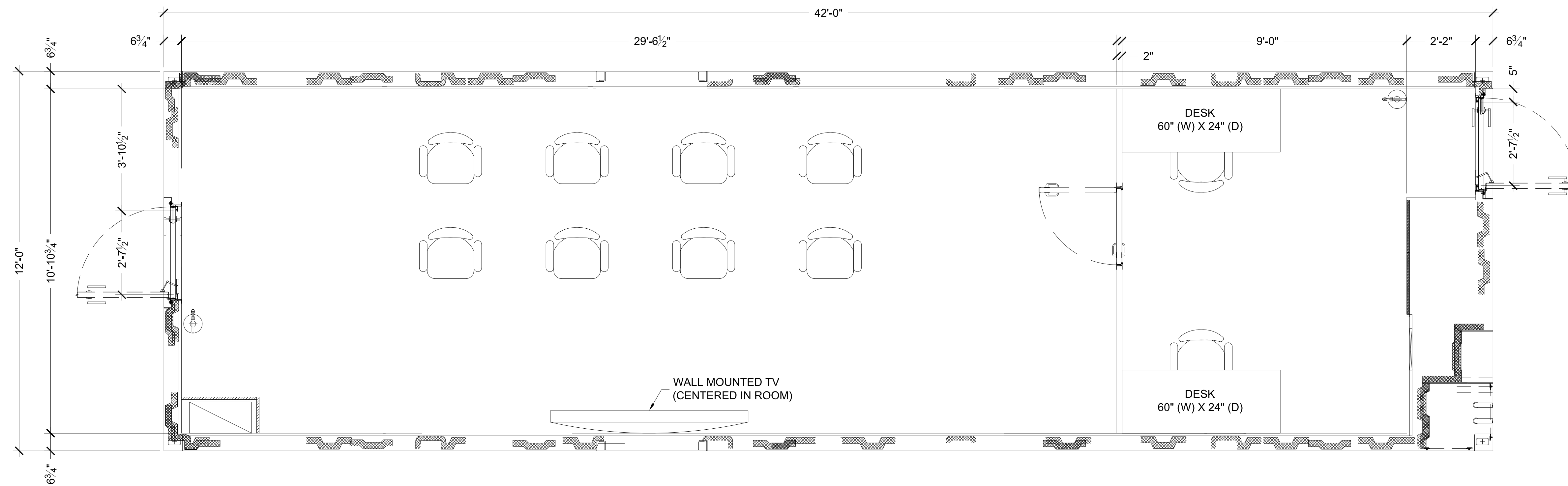
FOR QUOTE ONLY

THIS DRAWING AND THE INFORMATION CONTAINED HEREIN IS FOR GENERAL QUOTE PRESENTATION PURPOSES ONLY. THIS DRAWING IS NOT INTENDED FOR USE ON ENGINEERING DESIGN OR PRODUCTION/MANUFACTURING PLANS.

REVISION HISTORY				
REV	DESCRIPTION	DATE	BY	CHECKED
A	ISSUED FOR REVIEW	8/16/2023	JR	DO



PLEASE IDENTIFY NORTH



THE INFORMATION CONTAINED HEREIN IS PROPRIETARY TO REDGUARD, LLC AND SHALL NOT BE REPRODUCED OR DISCLOSED IN WHOLE OR IN PART OR USED FOR ANY PURPOSES EXCEPT WHEN SUCH USER POSSESSES DIRECT WRITTEN AUTHORIZATION FROM REDGUARD, LLC

EXPORT CONTROLLED DATA: THIS DOCUMENT MAY CONTAIN TECHNICAL INFORMATION WHOSE EXPORT IS GOVERNED BY THE UNITED STATES DEPARTMENTS OF COMMERCE AND STATE. IT IS THE RESPONSIBILITY OF THE RECIPIENT(S) OF THIS DRAWING TO ENSURE THAT ITS CONTENTS ARE CONTROLLED AS SUCH TO REMAIN IN COMPLETE COMPLIANCE WITH THE U.S. ARMS EXPORT CONTROL ACT, THE INTERNATIONAL TRAFFIC IN ARMS REGULATIONS, AND THE EXPORT ADMINISTRATION ACT.



ARMODA

2317 ENGINEERS RD.
 BELLE CHASSE, LA 70037
 PH: 855.733.4827
 FAX: 316.440.1800
www.armoda.com

DYNAMIC GROUP

12' X 42' X 10'-6"

FLOOR PLAN

Q#: T001825

PROJECT MANAGER: TM

DRAWN BY: JR

DATE: 8/16/2023

FILE: A-001 12X42 FP

SCALE: 1/2" = 1'-0"

REVISION: A

SHEET: A1.6

**Q# T001825 DYNAMIC GROUP
 FLOOR PLAN - REC. ROOM / QUIET
 12' X 42' X 10'-6"**

NOTES:


- FLOORPLAN DRAWING IS MADE FOR INITIAL QUOTE. AFTER FLOORPLAN LAYOUT APPROVED ELECTRICAL, MECHANICAL, STRUCTURAL, AND ARCHITECTURAL DRAWINGS WILL BE COMPLETED

**SCALE LISTED IS VALID
 ONLY FOR "D" SIZE PAPER
 (36" X 24")**

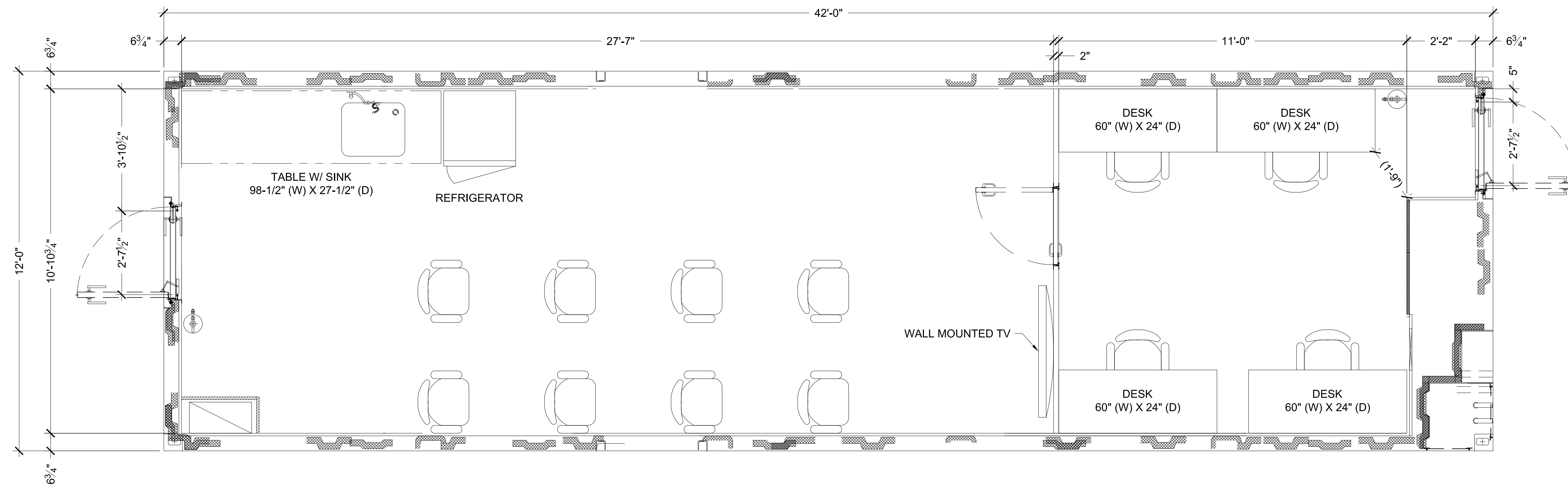
FOR QUOTE ONLY

THIS DRAWING AND THE INFORMATION CONTAINED HEREIN IS FOR GENERAL QUOTE PRESENTATION PURPOSES ONLY. THIS DRAWING IS NOT INTENDED FOR USE ON ENGINEERING DESIGN OR PRODUCTION/MANUFACTURING PLANS.

REVISION HISTORY				
REV	DESCRIPTION	DATE	BY	CHECKED
A	ISSUED FOR REVIEW	8/16/2023	JR	DO



PLEASE IDENTIFY NORTH



THE INFORMATION CONTAINED HEREIN IS PROPRIETARY TO REDGUARD, LLC AND SHALL NOT BE REPRODUCED OR DISCLOSED IN WHOLE OR IN PART OR USED FOR ANY PURPOSES EXCEPT WHEN SUCH USER POSSESSES DIRECT WRITTEN AUTHORIZATION FROM REDGUARD, LLC

EXPORT CONTROLLED DATA: THIS DOCUMENT MAY CONTAIN TECHNICAL INFORMATION WHOSE EXPORT IS GOVERNED BY THE UNITED STATES DEPARTMENTS OF COMMERCE AND STATE. IT IS THE RESPONSIBILITY OF THE RECIPIENT(S) OF THIS DRAWING TO ENSURE THAT ITS CONTENTS ARE CONTROLLED AS SUCH TO REMAIN IN COMPLETE COMPLIANCE WITH THE U.S. ARMS EXPORT CONTROL ACT, THE INTERNATIONAL TRAFFIC IN ARMS REGULATIONS, AND THE EXPORT ADMINISTRATION ACT.



ARMODA

2317 ENGINEERS RD.
 BELLE CHASSE, LA 70037
 PH: 855.733.4827
 FAX: 316.440.1800
www.armoda.com

DYNAMIC GROUP

12' X 42' X 10'-6"

FLOOR PLAN

Q#: T001825

PROJECT MANAGER: TM

DRAWN BY: JR

DATE: 8/16/2023

FILE: A-001 12X42 FP

SCALE: 1/2" = 1'-0"

REVISION: A

SHEET: A1.7

**Q# T001825 DYNAMIC GROUP
 FLOOR PLAN - REC. ROOM / OFFICE
 12' X 42' X 10'-6"**

NOTES:

- FLOORPLAN DRAWING IS MADE FOR INITIAL QUOTE. AFTER FLOORPLAN LAYOUT APPROVED ELECTRICAL, MECHANICAL, STRUCTURAL, AND ARCHITECTURAL DRAWINGS WILL BE COMPLETED

**SCALE LISTED IS VALID
 ONLY FOR "D" SIZE PAPER
 (36" X 24")**

FOR QUOTE ONLY

THIS DRAWING AND THE INFORMATION CONTAINED HEREIN IS FOR GENERAL QUOTE PRESENTATION PURPOSES ONLY. THIS DRAWING IS NOT INTENDED FOR USE ON ENGINEERING DESIGN OR PRODUCTION/MANUFACTURING PLANS.