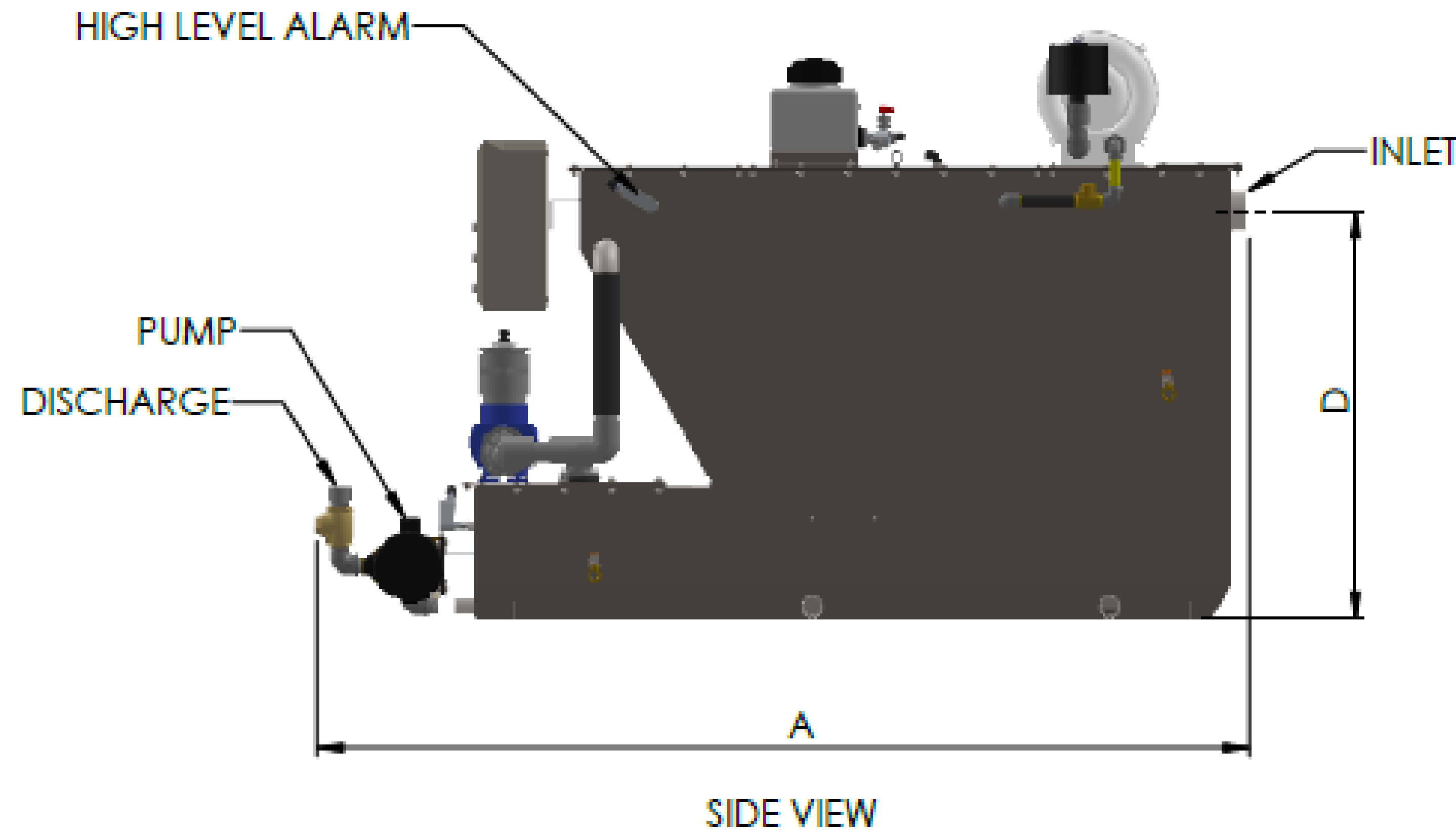
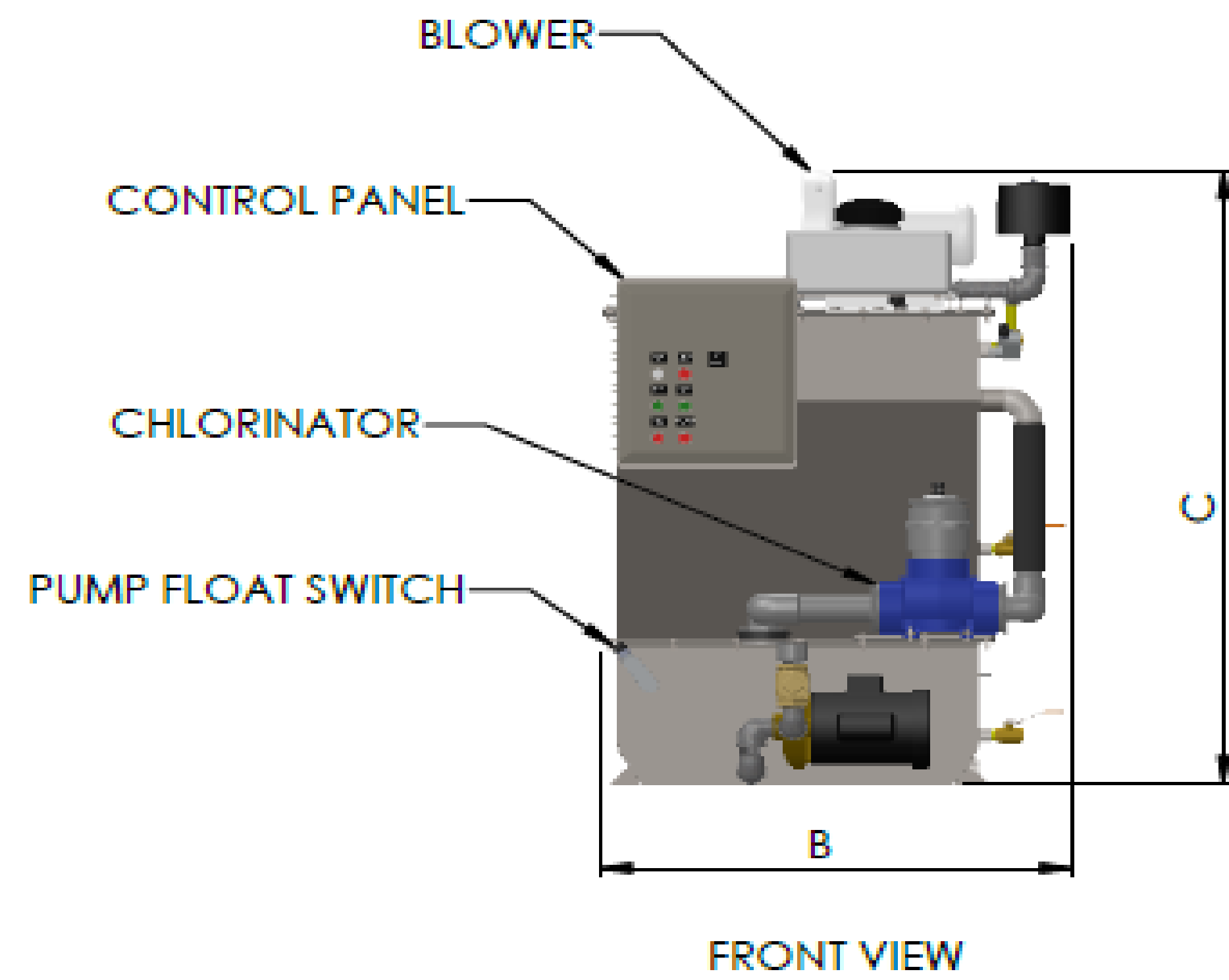
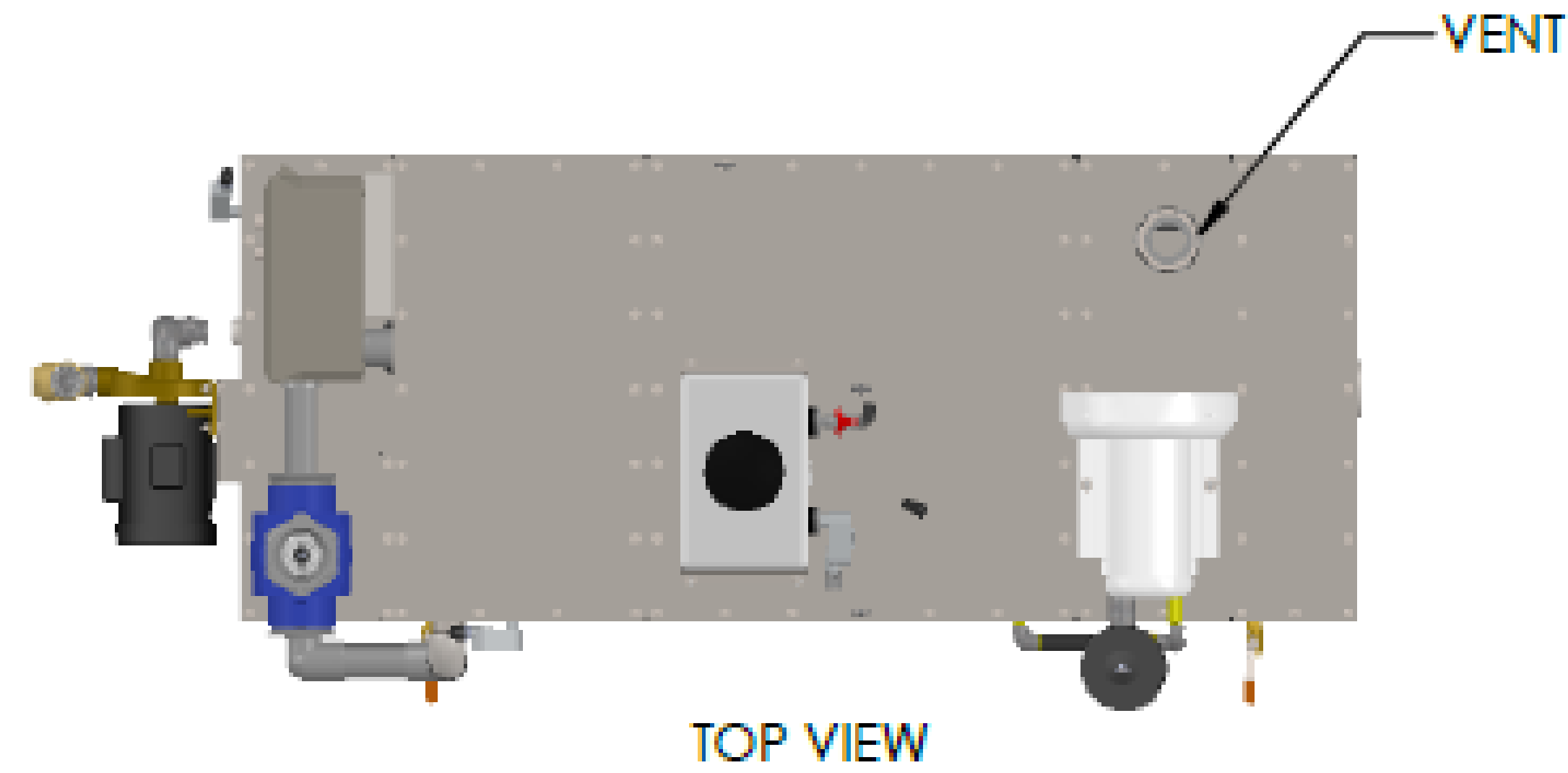


SIZE	A	B	C	D
CZM-00182	95"	37"	58"	41"

DESCRIPTION	PART NO.
BLOWER 1.5 HP	CZ-BLWRS15-1
PUMP .5 HP	CZ-DISCHARGE1
HIGH LEVEL ALARM	CZ-HLA
PUMP FLOAT SWITCH	CZ-FLOATSWCH
CHLORINATOR	CZ-TABFEED1

REVISION HISTORY				
REV	DESCRIPTION	DATE	BY	CHECKED
A	ISSUED FOR REVIEW	1/27/2025	JR	JLL



THE INFORMATION CONTAINED HEREIN IS PROPRIETARY TO REDGUARD, LLC AND SHALL NOT BE REPRODUCED OR DISCLOSED IN WHOLE OR IN PART OR USED FOR ANY PURPOSE EXCEPT WHEN SUCH USER POSSESSES DIRECT WRITTEN AUTHORIZATION FROM REDGUARD, LLC

EXPORT CONTROLLED DATA: THIS DOCUMENT MAY CONTAIN TECHNICAL INFORMATION WHOSE EXPORT IS GOVERNED BY THE UNITED STATES DEPARTMENTS OF COMMERCE AND STATE. IT IS THE RESPONSIBILITY OF THE RECIPIENT(S) OF THIS DRAWING TO ENSURE THAT ITS CONTENTS ARE CONTROLLED AS SUCH TO REMAIN IN COMPLETE COMPLIANCE WITH THE U.S. ARMS EXPORT CONTROL ACT, THE INTERNATIONAL TRAFFIC IN ARMS REGULATIONS, AND THE EXPORT ADMINISTRATION ACT.



4817 S LEWIS ST.
 NEW IBERIA, LA 70560
 PH: 504.588.2551
 www.armoda.com

ARMODA

37" X 95" X 58"

OVERALL VIEWS

A#: 021

PROJECT MANAGER: JO

DRAWN BY: JR

DATE: 1/27/2025

FILE: A-021 37X95 FP

SCALE: NTS

REVISION: A

SHEET: A1.1

- NOTE:
1. ALL INTERNAL PIPING TO BE SCH 80 PVC.
 2. ALL EXTERNAL PIPING TO BE SCH 80 CPVC.
 3. CHECK VAIVES TO BE BRASS.
 4. ALL ELECTRIC LINES ARE TO BE SHIPBOARD CABLING.
 5. ALL AIR LINES TO BE SCH 40 GALVANIZED PIPE & FITTINGS.
 6. SAMPLE VALVES TO BE BRASS.

**A-021 ARMODA
 OVERALL VIEWS
 37" X 95" X 58"**
 CZMSP-C00182

SCALE LISTED IS VALID
 ONLY FOR "D" SIZE PAPER
 (36" X 24")